

INSTRUCTIONS

#11-658 / #11-657
Masonry Guides with Inside Fittings

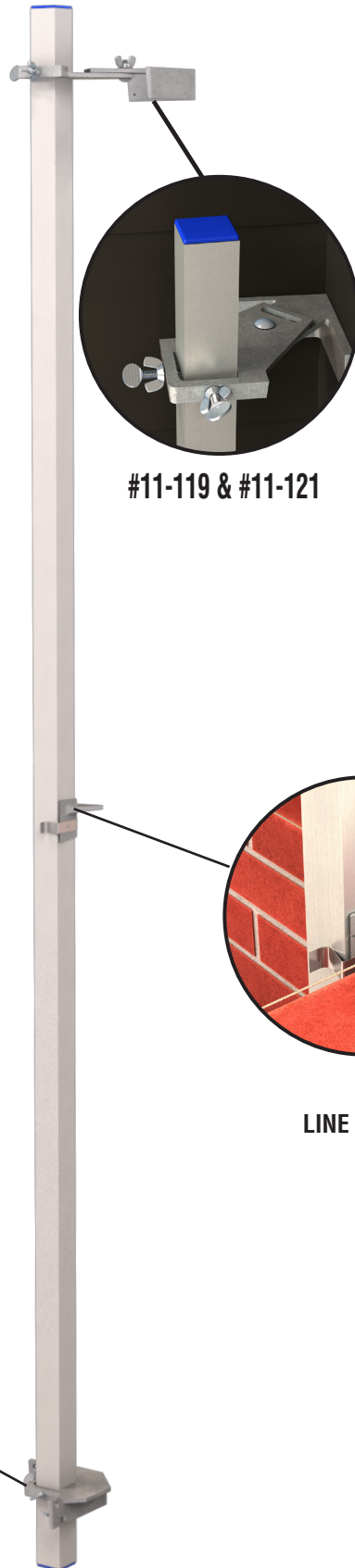
Bon Masonry Guides are the original and most versatile masonry guide system available. Use with all types of veneer or solid load bearing walls and block work. Made of high grade aluminum.

Choose Model C Poles with standard brick and modular scales or Model R Pole which are unmarked.

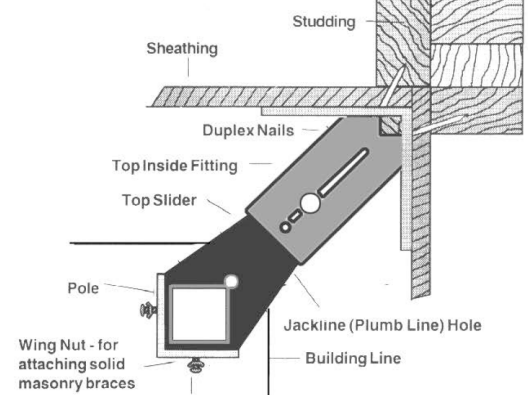
#11-658 Model C Guide with Inside Fittings
#11-657 Model R Guide with Inside Fittings

Complete Inside Masonry Guide Set includes marked or unmarked 8-1/2" x 2" pole with these fittings:

- #11-119 Top Sliding Attachment
- #11-121 Inside/Intermediate Top Fitting
- #11-123 Inside/Intermediate Base Fitting
- #11-124 Inside/Intermediate Line Holder


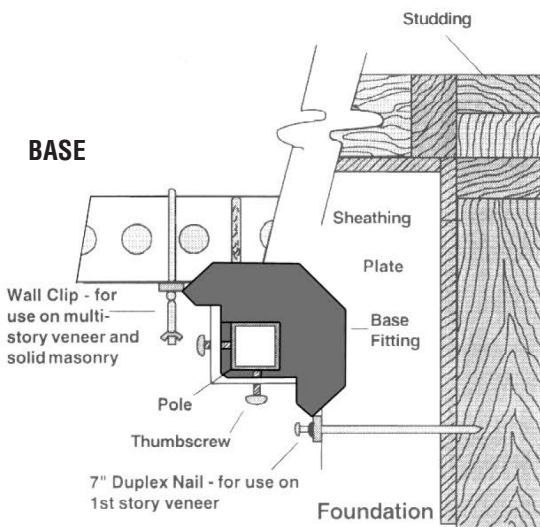


TOP/INTERMEDIATE




*For intermediate position (anywhere along the line) attach on one side of inside base and top fitting

BASE

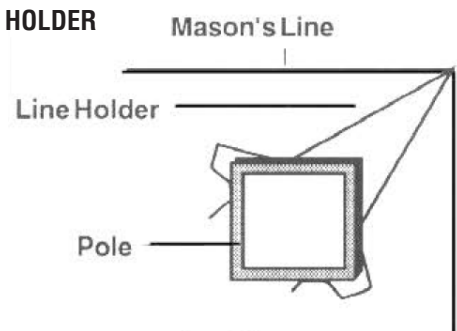


#11-123



#11-124

LINE HOLDER



Bon[®]
Trusted since 1958

4430 Gibsonia Rd. • Gibsonia, PA 15044 • USA • www.bontool.com

IS11658 5/22