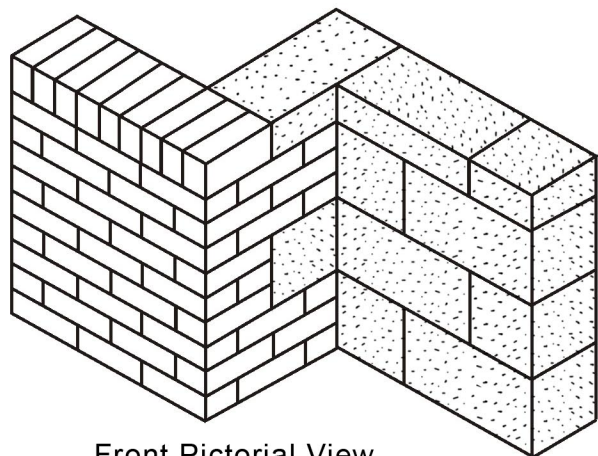
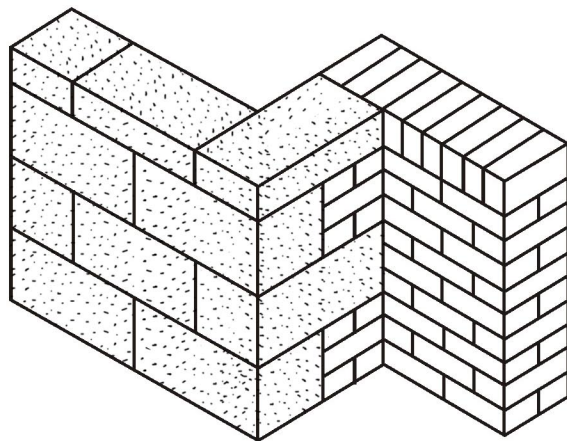


MASONRY PROJECT

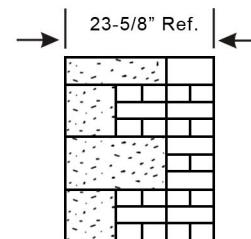
#17



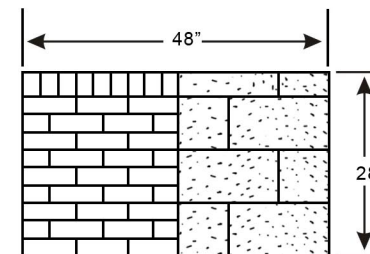
Front Pictorial View



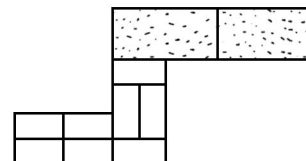
Rear Pictorial View



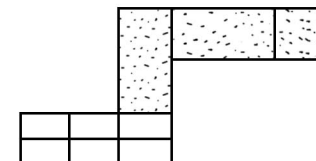
Back Elevation



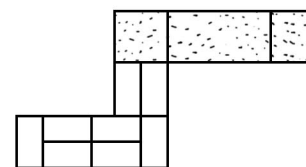
Front Elevation



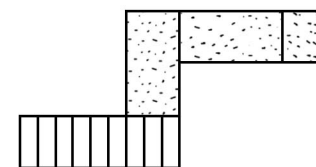
Course No. 1, 3, 7 & 9



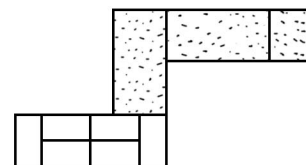
Course No. 5



Course No. 2 & 8



Course No. 10



Course No. 4 & 6

Bon Tool Co. does not guarantee the accuracy of the data. Please report errors and submit suggestions to Bon Tool Co.

INSTRUCTIONS

1. Build wall as shown.
2. Use first course of brick to level project.
3. Coursing height to be 3 brick in 8" from top of first course.
4. Fill all head, bed and collar joints.
5. All joints are to be concave and finished on all sides.
6. Cleaning to be done by brushing only.

MATERIALS REQUIRED

1. 75 Bricks
2. 7 concrete Blocks (8"x8"x16")
3. 1 solid concrete block (4"x 8"x 8")
4. 2 solid concrete blocks (4"x 8"x 16")

Bon Tool Co.

Gibsonia, PA 15044 • USA • 724-443-7080 • www.bontool.com